

**KHSAA TITLE IX  
ANNUAL REPORT SUBMISSION  
STATUS REPORT  
2009-2010**

KHSAA  
Form T65  
Revised 4/09

TO: KHSAA Member School Superintendents, Principals, and Athletic Directors

FROM: Brigid L. DeVries, Commissioner  
Darren Bilberry, Assistant Commissioner

DATE: May 5, 2010

School	Logan County High School	Reviewed by	Kathy Johnston
--------	--------------------------	-------------	----------------

The following is a status report regarding the required 2009-2010 Title IX Annual Report submission of forms due into the KHSAA office by April 15, 2010. Appropriate KHSAA Audit Team personnel have reviewed these forms and the following is a summary of this review.

I. Checklist of Forms properly submitted in a satisfactory manner:

<input checked="" type="checkbox"/>	GE 19 (Annual Verification)	<input checked="" type="checkbox"/>	T-35 (Budget Expenses)
<input checked="" type="checkbox"/>	T-1 (Summary Program Chart 1)	<input checked="" type="checkbox"/>	T-36 (Budget Expenses)
<input checked="" type="checkbox"/>	T-2 (Summary Program Chart 2)	<input checked="" type="checkbox"/>	T-41 (Checklist – Overall Interscholastic Program)
<input checked="" type="checkbox"/>	T-3 (Summary Program Chart 3)	<input checked="" type="checkbox"/>	T-60 (Corrective Action Plan)
<input checked="" type="checkbox"/>	T-4 (Summary Program Chart 4)	<input checked="" type="checkbox"/>	T-63 (Interscholastic Survey Results)

II. Status

A.	<input checked="" type="checkbox"/>	2009-2010 Forms are satisfactory and no further information or action is necessary at this time.
B.		Errors have been noted with respect to the following forms:
C.		The following forms were omitted and must be submitted by school representatives:
D.	<input checked="" type="checkbox"/>	According to the 2009-2010 data, the school appears to be meeting the standards established in: <input type="checkbox"/> Test 1 (Athletic participation is proportionate to enrollment) <input type="checkbox"/> Test 2 (History and continuing practice of program expansion) <input checked="" type="checkbox"/> Test 3 (Full and effective accommodation of interests and abilities)
E.	<input checked="" type="checkbox"/>	Other Recommendation and Comments: All calculations appear to be correct. According to the data and responses submitted, the school is currently meeting the standards established in T-3 for the provision of athletic opportunities. In the area of benefits, total athletic spending appears to be well within acceptable parameters, both on a percentage and per athlete basis. Thank you for a good report.



**KENTUCKY HIGH SCHOOL ATHLETIC ASSOCIATION**  
**2009-2010 ANNUAL VERIFICATION OF TITLE IX PROCEDURES**  
 (To be submitted by April 15, 2010 along with other required forms)

KHSAA Form GE19  
 Rev. 04/09  
**APR 19 2010**

The Logan County High School, Russellville, Kentucky  
 (Name of High School) (City)

certifies to the Kentucky High School Athletic Association that the following is an accurate and true representation of the facts surrounding compliance with 20 U.S.C. Sections 1681-1688, et. Seq. (also known as Title IX). I certify the following provisions in accordance with records at the school contained in the permanent Title IX file, at least one copy of which must be maintained in the Principal's office, and to the best of my knowledge have completed the following tasks:

I. Established a gender equity committee at the high school. (List committee personnel and provide attachment if necessary)

Name	Address	Phone	Title (Supt., Principal, Student, Parent, Coach, Etc.)
***SEE ATTACHED SHEET			

II. Scheduled a minimum of three meetings during the 2009-2010 school year on the following dates:

January 26, 2010, February 18, 2010, March 18, 2010, April 12, 2010

III. Designated the following person(s) as the Title IX coordinator for the school:




Name	Title	Address	Phone
Hugh McReynolds	Athletic Director	2200 Bowling Green Road Russellville KY 42276	270-726-8454

IV. Designated the following person(s) as the Title IX coordinator for the district:

Name	Title	Address	Phone
Dr. Janet Hurt	Associate Superintendent	PO Box 417 Russellville KY 42276	270-726-2439

School personnel are continuing to make periodic reviews of the boys' and girls' athletics program reflected in the Corrective Action Plan.

In addition to the above information, the above referenced school maintains a complete permanent file relative to Title IX records including copies of the self-assessment audit, all corrective action plans, and other related materials.

 \_\_\_\_\_ 4/13 20 10  
 Principal's Signature Date  
 \_\_\_\_\_  
 Superintendent Signature  
 \_\_\_\_\_  
 School Board Chairpersons' Signature  
 (Send original copy to KHSAA - Maintain duplicate in Title IX school folder)

**2009-2010  
LCHS Athletic Department  
Title IX / Gender Equity Committee**

NAME	ADDRESS	POSITION	PHONE	E-MAIL
Casey Jaynes	Logan County High School 2200 Bowling Green Road Russellville KY 42276	Principal	270-726-8454	<a href="mailto:casey.jaynes@logan.kyschools.us">casey.jaynes@logan.kyschools.us</a>
Ralph Cropper	178 Cardinal Street Lewisburg KY 42256	Bd of Education Member	270-755-2357	<a href="mailto:ralph.cropper@novelis.com">ralph.cropper@novelis.com</a>
Mike Crawford	Logan County High School 2200 Bowling Green Road Russellville KY 42276	Asst. FTBL Coach	270-726-8454	<a href="mailto:michael.crawford@logan.kyschools.us">michael.crawford@logan.kyschools.us</a>
Mariah Hammons	Logan County High School 2200 Bowling Green Road Russellville KY 42276	Boys & Girls Swim Coach	270-726-8454	<a href="mailto:mariah.hammons@wku.edu">mariah.hammons@wku.edu</a>
Mike Hurt	Logan County Board of Education PO Box 417 Russellville KY 42276	Asst. Superintendent / Secondary Supervisor	270-726-2436	<a href="mailto:mike.hurt@logan.kyschools.us">mike.hurt@logan.kyschools.us</a>
Teresa Brooks	1209 Logan Mill Road Adairville KY 42202	Parent	270-539-464	<a href="mailto:tbrooks@ventraplastics.com">tbrooks@ventraplastics.com</a>
Keith Cox	440 Morton Road Russellville KY 42276	Parent / Site-Based Council Member	270-725-9194	<a href="mailto:kcox@fsnb.net">kcox@fsnb.net</a>
Taylor Monroe	393 Cecil Ashby Road Russellville KY 42276	Student	270-542-4120	<a href="mailto:dltmonroe@logantele.com">dltmonroe@logantele.com</a>
Jon Richardson	878 Cemetery Road Auburn KY 42206	Student	270-542-6114	
Hugh McReynolds	Logan County High School 2200 Bowling Green Road Russellville KY 42276	Athletic Director	270-726-8454	<a href="mailto:hugh.mcreeynolds@logan.kyschools.us">hugh.mcreeynolds@logan.kyschools.us</a>



**2009-2010  
ACCOMMODATION OF INTERESTS AND ABILITIES  
SUMMARY PROGRAM CHART (Form T-1)**

KHSAA Form T1  
Rev. 11/09

**Participation Opportunities: Test One - Proportionality**

		(Column 1)	(Column 2)	(Column 3)	(Column 4)
	Program	Enrollment	Percentage of Total Enrollment	Number of Interscholastic Participants (double and triple count)	Percentage of Total Participation
Row 1	GIRLS	514	46.56%	195	42.03 %
Row 2	BOYS	590	53.44%	269	57.97 %
Row 3	Totals	1104	100%	464	100%

Instructions: \*Number of 8<sup>th</sup> grade students & below used in Column 3 and Column 4 calculations: 45

- 1) Determine the total number of girls enrolled, (place in Row 1, Column 1). Determine the total number of boys enrolled, (place in Row 2, Column 1).
- 2) Add the total number of girls and boys enrolled to determine total enrollment, (place in Row 3, Column 1).
- 3) Calculate the percentage of total enrollment that is female. (Divide Row 1, Column 1 by Row 3, Column 1 and place in Row 1, Column 2.) Calculate the percentage of total enrollment that is male. (Divide Row 2, Column 1 by Row 3, Column 1 and place in Row 2, Column 2.) Note: Row 1, Column 2 plus Row 2, Column 2 should total 100%.
- 4) Ask coaches to confirm the names of those individuals who are on the team as of the first **date of regular season competition**, and cross out the names of those who were cut from the team or quit the team prior to the first regular season competitive event. Determine the total number of interscholastic athletics participants that are girls, (and place in Row 1, Column 3). In order to determine the total number of athletics participants, an individual should be counted each time he or she participates on a team. For example, if Jane Doe competes on the varsity volleyball team, the junior varsity volleyball team, the junior varsity basketball team, and the varsity softball team, she should be counted as four participants (**do not include club or intramural sports participants, cheerleaders, dance teams, or pom squads**). Calculate the same way for boys and girls. \* In addition, should 8<sup>th</sup> grade students and below play on a Freshman, Junior Varsity, or Varsity team, they should also be counted for each team and sport on which they participate. If applicable, please asterisk in the above notation as to how many 8<sup>th</sup> grade students & below are included in the totals.  
Using the same procedure, determine the total number of interscholastic athletic participants that are boys, (and place in Row 2, Column 3). Add Row 1, Column 3 plus Row 2, Column 3 to get total participants and place in Row 3, Column 3.
- 5) Calculate the percentage of female participation. (Row 1, Column 3 divided by Row 3, Column 3 and place in Row 1, Column 4.) Calculate the percentage of male participation. (Row 2, Column 3 divided by Row 3, Column 3 and place in Row 2, Column 4.) Note: Row 1, Column 4 plus Row 2, Column 4 should total 100%.

Note: While being within three percent is not a formal compliance standard, if the percent listed in Row 1, Column 4 is within 3% of Row 1, Column 2, then it provides a good target within which compliance is likely.

Principal's Signature: *Nickson O. Payne* Date: 4/13/10



**2009-2010  
ACCOMMODATION OF INTERESTS AND ABILITIES  
SUMMARY PROGRAM CHART (FORM T-2)  
PARTICIPATION OPPORTUNITIES: TEST TWO - PROGRAM  
EXPANSION**

TN-TR-GF-SW

		Column 1	Column 2	Column 3	Column 4	Column 5
Program		Number of Teams Currently Offered	Number of Participants	Number of Teams Added Since the beginning of the 2005-2006 School Year	Current Number of Participants for the 2009-2010 school year who are playing on teams added since the 2005-2006 School Year	Percent of Total Participation By Sex Added Since the beginning of the 2005-2006 School Year
<b>GIRLS</b> Row 1	varsity:	8	96	0	0	
Row 2	j.v.:	7	83	4	38	
Row 3	frosh:	2	16	0	3	
Row 4	total:	17	195	4	38	19.49 %
<b>BOYS</b> Row 5	varsity:	8	142	0	0	
Row 6	j.v.:	8	115	4	35	
Row 7	frosh:	1	12	0	0	
Row 8	total:	17	269	4	35	13.01 %

- 1) For Column 1, list the number of interscholastic teams offered for girls and boys at each competitive level (varsity, junior varsity, and freshman). For girls, total each of the entries in Rows 1, 2, and 3 into Row 4. For boys, total Rows 5, 6, and 7 into Row 8.
- 2) For Column 2, list the number of participants at each level. For girls, total each of the entries in Rows 1, 2, and 3 into Row 4. For boys, total Rows 5, 6, and 7 into Row 8. Note: The totals in Row 4 for girls and in Row 8 for boys must be the same as the totals in Form T-1, Column 3, Rows 1 and 2 respectively.
- 3) For Column 3, list the number of interscholastic teams that have been added in the last five years at each competitive level. Count each team added during the 5 year period only one time. e.g. Girl's junior varsity soccer was added 3 years ago, count the team only once, not 3 times. For girls, total the entries in Rows 1, 2, and 3 into Row 4. For boys, total Rows 5, 6, and 7 into Row 8.
- 4) For Column 4, list the number of participants that are currently on each level of the teams that were added in the last five years. If a team was added previously but no longer exists, there are no current participants to be added for that team. For girls, total the entries in Rows 1, 2, and 3 into Row 4. For boys, total Rows 5, 6, and 7 into Row 8.
- 5) For Column 5, calculate the percentage of participants that have been added in the last five years. For girls, take the number in Column 4, Row 4 and divide by the number in Column 2, Row 4. For boys, take the number in Column 4, Row 8 and divide it by the number in Column 2, Row 8.
- 6) **Note: If the percentage of current participants added in the last five years is 25% or greater for the underrepresented sex (most likely girls), compliance with Test Two may be possible. If less than 25%, then compliance with Test Three should be analyzed. CAUTION: 25% is not a formal compliance standard.**

Principal's Signature: Wesley E. Spivey Date: 4/13/10



**2009-2010  
ACCOMMODATION OF INTERESTS AND ABILITIES  
SUMMARY PROGRAM CHART (FORM T-3)**

KHSAA Form T3  
Rev. 11/09

**Participation Opportunities Test Three Full Accommodation**

**FOR ANY QUESTION ANSWERED "YES" IDENTIFY THE RESPECTIVE SPORT(S).**

	<b>GIRLS (Yes / No)</b>		<b>BOYS (Yes / No)</b>
1. Based on the responses from your most recent student survey, is there sufficient interest to form a viable interscholastic team for a sport not currently offered? If yes, what sport?	Yes--Soccer Being phased in.		Yes--Soccer Being phased in.
2. For a sport not currently offered at the varsity level, is there sufficient interest based on your most recent Student Interest Survey to form a viable team for an interscholastic freshman team or junior varsity team?	No		No
3. For a sport currently offered at the interscholastic Junior Varsity or freshmen level, is there sufficient interest, based on your most recent Student Interest Survey, to form a varsity team?	No		No
4. If you answered YES to question (1), (2), or (3), are there enough high schools in the geographic area offering the sport (at the appropriate level) to allow for the development of a reasonable schedule of competition?	Yes		Yes
5. If you answered YES to question (1), (2), (3), or (4), are there enough high schools in the geographic area offering the sport (at the appropriate level) to allow for the development of a reasonable schedule of competition?	Yes		Yes

Remember, test three – full accommodation means addressing the unmet interest of the underrepresented sex (most likely girls), not the overrepresented sex (most likely boys).

**Plans to Address Interest: Logan County High School has begun a four year phase in of a soccer program for both boys and girls. This is according to the following schedule:**

- 09-10 SY      Middle School Soccer (Both Boys and Girls)
- 10-11 SY      Middle School Soccer & JV Soccer (Both Boys and Girls)
- 11-12 SY      Middle School Soccer, JV Soccer & Varsity Soccer (Boys and Girls)

**SEE ATTACHMENT**

Principal's Signature: Wilson Payne Date: 4/13/10

**2009-2010  
Title IX / Gender Equity Report**

**Form T3---Attachment**

**NOTES:**

1. **Archery Team:** The school formed an Archery Team during the 2007-2008 school year. During the 2009-2010 school year the program had 54 participants. 36 males and 18 females. These students participated in archery from the first of November through the middle of March. Over 90% of these participants do not participate in any other athletic program.
2. **SOCCER:** Following previous surveys and follow-up meetings, the school system has begun a three/ four year phase in of a soccer program. With limited soccer developmental programs in the area, the decision was made to gradually implement this program. The 2009-10 school year had us playing both middle school boys and girls soccer; each involved approximately 22 students. This program will continue on with a JV soccer team being added for the 2010-11 school year. Depending on numbers, a varsity soccer team will be added for the 2011-12 or the 2012-13 school year. This plan has been approved by the Board of Education.
3. **WRESTLING:** While significant numbers indicated an interest in wrestling. Follow-up meetings had limited results. The school looked into possibly forming a club/intramural team for students; however, funding, limited number of people with sufficient knowledge, and liability issues have force this issue to be delayed/postponed.
4. **BASEBALL & SOFTBALL:** In an effort to meet interest and to provide an opportunity to increase participation numbers at the high school, the school system is in the process of phasing in Middle School Softball and Baseball. MS Baseball started Spring 2010 while MS softball will begin Fall 2010.
5. **MIDDLE SCHOOL SPORTS:** In an effort to increase participation numbers in various sports, the high school is gradually taking over management of several middle school sports programs. It is hoped that this effort will improve publicity of available sports offerings at the high school level. Increase participant levels at the middle school level and thus increase them at the high school level, especially for girls.



**2009-2010**  
**ACCOMMODATION OF INTERESTS AND ABILITIES**  
**SUMMARY PROGRAM CHART (FORM T-4)**

KHSAA Form T4  
Rev. 11/09

**Levels of Competition Test One**

		Column 1	Column 2	Column 3
Girls	Team Levels	Number of Teams Currently Offered	Number of Participants	Percentage of Participants at Each Level
Row 1	varsity:	8	96	49.23 %
Row 2	j.v.:	7	83	42.56 %
Row 3	frosh:	2	16	8.21 %
Row 4	total:		195	100%
<b>Boys</b>				
Row 5	varsity:	8	142	52.79 %
Row 6	j.v.:	8	115	42.75 %
Row 7	frosh:	1	12	4.46 %
Row 8	total:		269	100%

- 1) Column 1, list the number of interscholastic teams offered for girls and boys at each competitive level; varsity, junior varsity, and freshman. (Refer to Form T-2, Accommodation of Interests and Abilities, Summary Program Chart 2, Column 1.)
- 2) For Column 2, list the number of participants at each level. For girls, total the entries in Rows 1, 2, and 3 into Row 4. For boys, total the entries in Rows 5, 6, and 7 into Row 8. (Refer to Form T-2, Accommodation of Interests and Abilities, Summary Program Chart 2, Column 2.)
- 3) For Column 3, calculate the percentage of female and male participants at each level.  
For girls' varsity, junior varsity, and frosh, respectively:
  - Divide Column 2, Row 1 by Column 2, Row 4, and place the percentage in Column 3, Row 1
  - Divide Column 2, Row 2 by Column 2, Row 4, and place the percentage in Column 3, Row 2.
  - Divide Column 2, Row 3 by Column 2, Row 4, and place the percentage in Column 3, Row 3.For boys' varsity, junior varsity, and frosh, respectively:
  - Divide Column 2, Row 5 by Column 2, Row 8, and place the percentage in Column 3, Row 5.
  - Divide Column 2, Row 6 by Column 2, Row 8, and place the percentage in Column 3, Row 6.
  - Divide Column 2, Row 7 by Column 2, Row 8, and place the percentage in Column 3, Row 7.

Principal's Signature: Wesley Payne Date: 4/13/10





**2009-2010  
ACTUAL EXPENDITURES - PROGRAM COMPARISON CHART 1 - (FORM T-35)  
TO INCLUDE BOOSTER CLUB FUNDING**

KHSAA Form T-35  
REV. 11/09

Sports	Equipment and Supplies		Travel		Awards		Coaches' salaries (to include supplemental and extended employment; dollar amount required)			Facilities improvements		Publications (if sport-specific)	
	Expenditures		Expenditures		Expenditures		Expenditures			Expenditures		Expenditures	
	School	Booster	School	Booster	School	Booster	School	# Coaches for all levels / # Teams for all levels	School	Booster	School	Booster	School
<b>G basketball</b>	17143	810	5201	0	168	0	15800	4/3	0	0	0	67	0
<b>B basketball</b>	12023	1080	7997	0	140	0	15800	4/3	0	0	0	67	0
<b>G softball</b>	4382	149	2250	0	348	0	7500	3/2	7563	0	0	50	100
<b>B baseball</b>	6897	149	2463	0	215	0	7500	3/2	353	0	0	50	100
<b>G cross country</b>	2002	75	1814	0	348	0	1213	1/2	0	0	0	25	0
<b>B-cross country</b>	2002	75	1814	0	348	0	1213	1/2	0	0	0	25	0
<b>G golf</b>	1260	0	267	0	43	0	1425	2/2	0	0	0	25	0
<b>B golf</b>	1260	0	267	0	43	0	1425	2/2	0	0	0	25	0
<b>G soccer</b>	n/a												
<b>B soccer</b>	n/a												
<b>G swimming</b>	1809	0	629	0	32	0	913	1/2	0	0	0	59	0
<b>B swimming</b>	1809	0	629	0	32	0	913	1/2	0	0	0	59	0

1. Total expenditures on T-35 and T-36 on the 2009-2010 year report due by April 15, 2010 of each school year, should reflect the total monies spent (rounded off to nearest dollar) for the entire school year of 2008-2009 ending June 30, 2009.

2. Booster Club Funding/Contributions must be included in the above expenditures total. (Note: It is illegal for coaches to be paid by Booster Clubs -- Reference KHSAA Bylaw 27)

Principal's Signature: *[Signature]* Date: 4/13/10



**2009-2010  
ACTUAL EXPENDITURES - PROGRAM COMPARISON CHART 2 - ( Form T36)  
TO INCLUDE BOOSTER CLUB FUNDING**

KHSAA Form T36  
REV. 1/09

Sports	Equipment and supplies		Travel		Awards		Coaches' salaries (to include supplemental and extended employment; dollar amount required)		Facilities improvements		Publications (if sport-specific)	
	School	Booster	School	Booster	School	Booster	School	# Coaches for all levels / # Teams for all levels	School	Booster	School	Booster
G track	2868	75	912	0	192	0	2325	2/2	0	0	25	0
B track	2868	75	912	0	192	0	2325	2/2	0	0	25	0
G tennis	555	0	364	0	38	0	1425	2/2	0	0	25	0
B tennis	555	0	364	0	38	0	1425	2/2	0	0	25	0
G volleyball	3715	0	13238	0	747	0	6075	4/3	0	0	50	0
B wrestling	n/a											
G (list sport)	n/a											
B football	14192	869	6280	0	381	0	29600	8/2	851	0	50	0
G (list sport)	n/a											
B (list sport)	n/a											

1. Total expenditures on T-35 and T-36 on the 2009-2010 year report due by April 15, 2010, should reflect the total monies spent (rounded off to nearest dollar) for the entire school year of 2008-2009 ending June 30, 2009.

2. Booster Club Funding/Contributions must be included in the above expenditures totals. Indicate percentage of total expenditures for each gender. (if disparities are obvious, list on your Corrective Action Plan (T-60) what action you will take to correct the problem.)

Gender	Expenditures	Percentage
Boys	\$ 127,800.00	54.64 %
Girls	\$ 106,099.00	45.36 %
<b>Total</b>	<b>\$ 233,899.00</b>	<b>100%</b>

Principal's Signature: *[Signature]*

Date: 4/13/10



**2009-2010 KHSAA TITLE IX ATHLETICS AUDIT (Form T-41)**  
**Checklist - Overall Interscholastic Athletics Program**

KHSAA Form T41  
Rev. 11/09

**DIRECTIONS:**

For the Areas of Compliance (Opportunities and Benefits) listed on the left hand side of the page, place a checkmark under the appropriate column identifying whether your school provided an advantage to the Girls' Program, or to the Boys' Program or to Neither Program. A review of T-35 and T-36 spending patterns might be helpful in completing this form.

Areas of Compliance:	ADVANTAGE TO:		
	GIRLS' PROGRAM	BOYS' PROGRAM	NEITHER PROGRAM
<b>OPPORTUNITIES</b>			
Accommodation of Interest and Abilities			XX
<b>BENEFITS</b>			
Equipment and Supplies			XX
Scheduling of Games and Practice Time			XX
Travel and Per Diem Allowances			XX
Coaching			XX
Locker Rooms, Practice and Competitive Facilities			XX
Medical and Training Facilities and Services			XX
Publicity			XX
Support Services			XX
Housing and Dining	n/a		
Tutoring	n/a		
Athletic Scholarships	n/a		

**If an advantage/inequity is indicated, corrective action should be shown on the Corrective Action Plan, Form T-60.**

Principal's Signature: *William J. Payne* Date: 4/13/10



**INTERSCHOLASTIC ATHLETICS  
SURVEY (FORM T-63)  
Summary of Student Responses**

KHSAA Form T63  
Rev. 11/09  
Page 1/3

2009-2010

**School Year:** \_\_\_\_\_

**School Name:** \_\_\_\_\_ Logan County High School \_\_\_\_\_

**Enrollment (9-12 Grade):** \_\_\_\_\_ 1104 \_\_\_\_\_

**Number of 9-11 Grade Students Surveyed:** \_\_\_\_\_ 852 \_\_\_\_\_

**Number of 8<sup>th</sup> Grade Students Surveyed:** \_\_\_\_\_ 265 \_\_\_\_\_

**Date:** \_\_\_\_\_ April 12, 2010 \_\_\_\_\_

**Completed By:** \_\_\_\_\_ Hugh McReynolds, Athletic Director \_\_\_\_\_

**Instructions:**

1. Summarize the Student Athletics Interest Surveys Form T-61 by listing the total number of responses on the line next to each sport.
2. Under the Other Category please provide a listing of the sports as well as the number of students who are interested in participating.
3. Please sign and date this Summary Form (T-63) and mail this Summary Form only to the KHSAA by April 15. Do not mail the student surveys (Form T-61). However, these Forms should be maintained in your files in the event they are requested subsequently.

1117          Number of Surveys 405/10

897          Total Returned (*A minimum of 80% return is expected*)

8th -          Grades Surveyed (*Should be grades 9-11 and 8<sup>th</sup> grade if school has a*

11th          feeder system)

Who Administered The Survey?          Classroom Teachers

How Was The Survey Administered?          Math Classes @ HS, Homerooms 8th grade

School used Survey Monkey to conduct survey. Students in grades 9-11 took survey while in their math labs. 8th grade students took survey using survey monkey while in their homerooms. 2 groups of students, not in a math lab took survey as a pencil/paper survey.

**KHSAA Sanctioned Fall Sports** (*List Total Number of Participation Responses*)

38 Cross Country (Girls)

50 Cross Country (Boys)

191 Football (Boys)

24 Golf (Girls)

44 Golf (Boys)

79 Soccer (Girls)

51 Soccer (Boys)

135 Volleyball (Girls)

**Winter Sport (List Total Number of Participation Responses)**

<u>87</u>	Basketball (Girls)
<u>143</u>	Basketball (Boys)
<u>40</u>	Indoor Track (Girls)
<u>33</u>	Indoor Track (Boys)
<u>58</u>	Swimming & Diving (Girls)
<u>40</u>	Swimming & Diving (Boys)
<u>65</u>	Wrestling (Boys)

**Spring Sport (List Total Number of Participation Responses)**

<u>127</u>	Baseball (Boys)
<u>96</u>	Fast Pitch Softball (Girls)
<u>83</u>	Tennis (Girls)
<u>65</u>	Tennis (Boys)
<u>52</u>	Track (Girls)
<u>48</u>	Track (Boys)

**Non-KHSAA Championship Sports (From Student Survey T-61 Question 10)**

<u>218</u>	Archery
<u>25</u>	Field Hockey
<u>172</u>	Bowling
<u>9</u>	Gymnastics (Boys)
<u>108</u>	Gymnastics (Girls)
<u>52</u>	Ice Hockey
<u>41</u>	Lacrosse (Boys)
<u>35</u>	Lacrosse (Girls)
<u>175</u>	Rifle
<u>109</u>	Rodeo
<u>63</u>	Slow Pitch Softball
<u>32</u>	Volleyball (Boys)
<u>0</u>	Water Polo
<u>136</u>	Weightlifting
	Other sports not listed _____

**Number of Students who participate in Intramural Sports  
(From Student Survey T-61 Question 5)**

<u>Sport</u>	<u>Number</u>
No Intramural Sports Are Offered @ LCHS	

**List Intramural Sports students are interested in adding:**  
 (From Student Survey T-61 Question 6)

<u>Sport</u>	<u>Number</u>
Wrestling	15
Dodgeball	9
Soccer	34
Archery	11
Dance Team	28

**Participation in Non-School Sports Activities**  
 (From Student Survey T-61 Question 7)

<u>Sport</u>	<u>Number</u>
Skateboarding	58
Rodeo	46
Ultimate Frisbee	25
Hunting & Fishing	69
Archery	62
Ultimate Fighting	15


**Reasons for not participating in interscholastic athletics**  
 (From Survey Question 8)

- 107 I prefer other activities such as band, chorus, etc.
- 267 I don't have time
- 68 The practice schedules and game times are inconvenient
- 82 The sport I like isn't offered
- 55 It's too expensive
- 56 I prefer to participate in club or intramural sports
- 124 Working
- Other: \_\_\_\_\_

**Student Suggestions to encourage participation**

Increased Recognition & Publicity, Increased School Spirit, Shorter Practice Times,  
 Teachers/Coaches Encourage Participation, Make It More Fun,  
 Not as Much Fundraising, Promote Healthy Values of Participation

  
 Principal's Signature

  
 Date



**2009-2010 TITLE IX  
CORRECTIVE ACTION PLAN  
(FORM T-60)**

**SCHOOL NAME :**

**Logan County High School**

**DIRECTIONS:**

1. For Column 1, indicate the intended area (Opportunities or Benefits) which needs corrective action in order to achieve gender equity. For Column 2, write the suggested change or activities that will correct the area in need of alteration. For Column 3, include the estimated completion date for the changes or activities.
2. It is possible to attain compliance with Title IX and no longer need "corrective" action. However, the KHSAA strongly encourages compliant schools to identify items for improvement (Column 1), activities to accomplish the improvement (Column 2) and a timetable for completion (Column 3) that will strengthen the athletic program.
3. You may copy this form as needed. Please attach corrective action plans along with audit forms and submit by April 15, 2010.

COLUMN 1	COLUMN 2	COLUMN 3
SPECIFIC ITEM FOR CORRECTION/ IMPROVEMENT	PLAN FOR SUGGESTED CHANGE	START DATE AND COMPLETION DATE OF CORRECTIVE ACTION
<p>1. <b>Girl's Participation Numbers/Levels</b> (Opportunities)</p>	<p>While there has been considerable improvement over the last few years, the committee noted that numbers this year overall were down. Therefore, the committee felt that the issue should be continue to be monitored, share holders educated and encouragement given to maintain and/or continue to improve upon girl's participation numbers.</p> <p>It is hoped the addition of soccer, middle school baseball/softball, and the management of middle school sports programs by the high school should also prove helpful in this area in time.</p>	<p>On-Going</p>
<p>2. <b>Individual Sport's Spending</b> (Benefits—Overall)</p>	<p>While committee felt there were no significant issues present, they did feel that this issue merited continuing monitoring. It is hoped that continuing monitoring, education and opportunities for similar fundraising will continue to close any gaps/differences in spending moving toward greater equity.</p>	<p>On-Going</p>

<p><b>3. Student Interests (Opportunities)</b></p>	<p>Committee noted that school was working to meet interest levels in regards to soccer. Following student surveys and parent inquiries, the school develop a three/four year plan for the implementation of a soccer program at Logan County High School.</p> <p>This plan was implemented beginning with the 2009-2010 school year beginning with a middle school boys and girls soccer team. The 2010-2011 school year will have middle school soccer continuing and the start of a JV girls and boys teams. Depending on the numbers a varsity team will begin in either the 2011-2012 or 2012-2013 school year.</p>	<p>Beginning with the 2009-2010 school year on-going through either the 2011-2012 or 2012-2013 school years.</p>
<p><b>4. Student Interests (Opportunities)</b></p>	<p>Student and parent interest resulted in the creation of a middle school baseball and softball programs. BB began Spring 2010 with SFTB set to begin in Fall 2010. It is hoped that these programs will increase student participation at the high school level as these students move up grade levels. This, it is hoped, would be especially true for softball. With middle school softball played in the area in the fall, these students could conceivably play JV softball in the spring of 2011 thus adding participation numbers to softball.</p>	<p>Spring 2010 through Fall 2010 and On-Going.</p>
<p><b>5. Student Interests (Opportunities)</b></p>	<p>In an effort to better communicate sports participation opportunities at the high school level. The high school is moving to take over management of many of the school systems middle school programs. With 5 feeder schools, all of which are small; the opportunities for a quality team in many sports is limited. By combining these students into one centralized team that plays and practices at the high school, it is hoped that in time increased participation numbers may be seen in several sports.</p> <p>At this time the high school is managing middle school: Football, soccer, softball, baseball, cross country/track and swimming.</p>	<p>On-Going</p>



**6. Funding of Athletic Programs**  
(Opportunities)

The committee felt that considerable time should be spent in analyzing and researching the funding of sports programs in the Logan County Schools. Given current levels and the constant struggle to fund present programs, the committee felt that a joint effort between the athletic department, school administration and Central Office staff be undertaken to develop a plan of action to address this issue.

On-Going



Principal's Signature: \_\_\_\_\_

Date: \_\_\_\_\_

4/13/10